



# Wisconsin Urban & Community Forests

A Quarterly Newsletter of the Wisconsin Department of Natural Resources, Forestry Division

## PEGSMOR: A Way of Thinking about Urban Forest Management

by Lawrence B. Helburg, retired  
Colorado State Forest Service

adapted by Cindy Casey, Urban Forestry Coordinator  
DNR West Central Region

**U**rban Forest management involves a series of actions that maintain the system to achieve a sustained yield of services (shade and cooling, storm water control, aesthetics, etc.). It includes scheduling specific work at various stages of tree development. Trees and forests go through several developmental stages: **Planting, Establishment, Growth, Structure, Mature, Overmature and Replacement = PEGSMOR.** Each of these stages has specific management needs.

### Planting

Trees are generally planted just once. Therefore pre-planting planning and proper planting technique are extremely important. Steps include:

- site analysis – climate (minimum temperature, wind, solar radiation, pollution, available moisture, etc.) and soil (texture, pH, nutritional status, etc.)
- species selection for site compatibility
- selecting sturdy stock from a reputable nursery
- site preparation – Most of us do far too little of this! Cultivate wide, shallow planting sites. If soil amendments are needed, incorporate in a broad area such as a planting bed. *Avoid* deep, narrow pits amended with topsoil.
- physical planting – Remember, there is no such thing as too large (wide) a hole! Complete the job with watering, mulching, and staking and stem protection if needed.

### Establishment

This is the root replacement period that begins after the tree is placed in the ground. It takes about three years for a 1½- to 3-inch-caliper tree to become established after transplanting. Add one year for each caliper inch over 3 inches (a 4-inch tree takes four years, a 5-inch tree takes five years, etc.).

Tree establishment activities include: dead and broken branch pruning, supplemental watering, removing or adjusting any staking or stem protection materials, weeding and re-mulching. Health monitoring and treatment, if necessary, should take place during this and subsequent growth stages.

It is necessary to visit the tree several times a year during the establishment phase, particularly to ensure proper moisture in the rooting zone.

*continued on page 12*

## The Forest Where We Live Growing a Legacy

Enclosed with this issue is a copy of “The Forest Where We Live – Growing a Legacy,” a 24-page, full-color supplement to the *Wisconsin Natural Resources* magazine. This urban forestry advocacy piece features the economic, social and environmental services provided by community trees. Designed for urban forestry advocates and community policymakers, it features the qualitative and quantitative services “green” infrastructure provides along with how Wisconsin communities of all sizes are growing their own community forest legacy.

Several communities have already requested additional copies to share with city council members, department heads, parks and recreation commissions, tree boards and others. Who in your community would benefit from learning more about the beneficial services community trees provide? Be a community forest advocate and share this publication with others.

For additional copies, contact your regional urban forestry coordinator. Please refer to the back cover of the newsletter for contact information. For a complete on-line version of “The Forest Where We Live – Growing a Legacy,” go to [www.dnr.state.wi.us/org/land/forestry/UF/Index.htm](http://www.dnr.state.wi.us/org/land/forestry/UF/Index.htm). 🍃



**Volume 14  
Number 3**

**Fall  
2006**



### Inside this issue:

<i>Community Profile:</i>	
<i>Town of Wescott</i> .....	2
<i>Project Profile:</i>	
<i>Protecting Trees during Construction</i> .....	3
<i>Tree City USA</i> .....	4
<i>Emerald Ash Borer Update</i> .....	5
<i>Tree Profile:</i>	
<i>Shantung Maple</i> .....	6
<i>Urban Forestry Award Nominations</i> .....	7
<i>What Damaged This Tree?</i> .....	7
<i>Joe Wilson Reappointed to NUCEAC</i> .....	8
<i>Coming Events</i> .....	8
<i>Urban Forest Insect Pests: Fall Webworm</i> .....	9
<i>Council News</i> .....	10
<i>Urban Wildlife: Radio Call-in Show</i> .....	11
<i>Arbor Day Poster Contest</i> .....	12
<i>Idea Exchange</i> .....	13
<i>Research Notes</i> .....	13
<i>Keeping in Touch</i> .....	14
<i>UF Resources:</i>	
<i>Starting a Community Tree Program</i> .....	15
<i>DNR UF Contacts</i> .....	16

# 2



### Community Profile:

Tree City USA: 7 years  
 Growth Award: 2005  
 Population: 3,768  
 Number of Street Trees: 0  
 Number of Parks: 2  
 Primary Industries: Tourism

### Program Profile:

Staff:  
 One part-time town forester  
 Some projects contracted  
 2005 Operating Budget: \$25,000

## Community Profile:

### Town of Wescott

by Melissa Salter  
 Town Forester and Certified Arborist

The Town of Wescott is a rapidly developing rural lakeshore community in Shawano County. Located just north of the city of Shawano, we are the second largest municipality in the county. Our northern border is shared with the Menominee Indian tribe. With a year-round population of 3768, the area also supports high seasonal and tourist populations. Wescott has a long history as a tourist destination for residents from large urban areas such as Milwaukee and Chicago. Shawano Lake is a big part of life in the area, supporting tourism and many forms of recreation.

The town began their forestry program approximately 20 years ago when oak wilt entered the county park via diseased firewood. Wescott is situated within a northern dry forest, containing continuous stands of northern pin or Hill's oak (*Quercus ellipsoidalis*). The soil is dry, and a history of fire has left the area with this dominant canopy of oaks and very little diversity of large trees in the forest. When you travel throughout the area you will see many new houses, houses under construction, piles of firewood and the ghosts of large dead trees. Oak wilt has gained a foothold. Wescott is the fastest-growing municipality in the county, and almost every new lot is surrounded by oak forest. Sadly, many of the lots built on in the last 10 years developed oak wilt during their summer construction.

Wescott's forestry program started with an oak wilt ordinance that prohibited the cutting of oak trees between April and October. The program was



Melissa Salter, Town Forester, (left) helps prepare seedlings for planting.

Photo by Town of Wescott

expanded to include cost sharing and technical assistance for property owners to help control oak wilt on private property. The town encouraged a local contractor to invest in a vibratory plow to reduce costs associated with trenching, and also coordinates community tree removal projects to lower the removal costs. Today, the oak cutting prohibition is well known in the community. The neighborhood watch is so effective at monitoring this part of oak wilt control, calls pour into the town office if anyone even starts a chainsaw after April 1<sup>st</sup>.

Other equally important components of the oak wilt ordinance are not as well known, such as the prohibition against moving diseased firewood. Managing the dispersal of contaminated firewood is critical to reduce the spread of oak wilt. There are a large number of property owners and campers who live elsewhere, visiting the Shawano County area on weekends during the summer. With so many oak wilt pockets in the area, there is cheap firewood for sale everywhere. People unknowingly buy the diseased

*continued on page 4*



Published quarterly by the Wisconsin Department of Natural Resources, Forestry Division.

Send your inquiries, address changes, or story ideas to Dick Rideout, [Richard.Rideout@dnr.state.wi.us](mailto:Richard.Rideout@dnr.state.wi.us) (608-267-0843) or Laura Wyatt, [Laura.Wyatt@dnr.state.wi.us](mailto:Laura.Wyatt@dnr.state.wi.us) (608-267-0568).

**Editors:** Dick Rideout and Laura Wyatt  
**Contributors:** Michael Bates, Ian Brown, Cindy Casey, Don Kissinger, Michael LaBissoniere, Jeff Roe, Tracy Salisbury, Kim Sebastian, Tracey Teodecki and Olivia Witthun.

Articles, news items, photos and ideas are welcome. Unless noted, material in this newsletter is not copyrighted. Reproduction for educational purposes is encouraged. Subscriptions are free.

This newsletter is available in alternative format upon request and can also be downloaded in PDF format from our Web site: <http://dnr.wi.gov/org/land/forestry/UF/>

For breaking UF news, anecdotes, announcements and networking opportunities, sign up for The Urban Forestry Insider, DNR's twice-monthly e-newsletter. Archives are at <http://dnr.wi.gov/org/land/forestry/UF/resources/InsiderArchive.html>

The Wisconsin Department of Natural Resources provides equal opportunity in its employment, programs, services and functions under an Affirmative Action Plan. If you have any questions, please write to Equal Opportunity Office, Department of the Interior, Washington DC 20240

This newsletter is made possible in part by a grant from the United States Department of Agriculture Forest Service. The USDA prohibits discrimination in all its programs and activities on the basis of race, color, national origin, gender, religion, age, disability, political beliefs, sexual orientation, and marital or family status. To file a complaint call (202) 720-5964.



## Project Profile:

# Protecting Trees during Construction: A Case Study

by Mike Bates, Urban Forestry Assistant  
DNR Southeast Region

Planning to do some construction but worried about the damage that could result to your trees? Then take a lesson from Wisconsin Lutheran College. WLC undertook a tree preservation project that has earned them awards from both the Tree Care Industry Association and Wisconsin Arborist Association.

WLC's Warrior Fields, an outdoor athletic complex including baseball, softball, soccer and football fields, is adjacent to Underwood Parkway in Wauwatosa, home to many mature trees. Before WLC broke ground on the Warrior Fields project, extensive planning was done to retain the natural setting. WLC worked collectively with Wachtel Tree Science and Service, Inc., Zimmerman Design Group and Boldt Construction to save as many trees as possible. As part of the preservation project, WLC did the following:

- moved some planned development in order to spare trees
- built retaining walls adjacent to some of the fields to protect mature trees in the area
- pruned tree branches and roots to promote healthy growth

As a result, approximately 50 mature trees were retained, and more than 300 new trees and 400 shrubs were planted at the complex. The tree preservation project was in no way required, rather it was something that the college believed was the right thing to do.

After the project was completed, Wachtel Tree Science and Service, Inc. entered their work into two programs that recognize excellence in tree preservation and general care for the environment. The Tree Care Industry Association honored Wisconsin Lutheran College with a Grand Award in Construction Site Tree Preservation, an award for which entries are received nationwide. WLC also received the Gold Leaf Award from the Wisconsin Arborist Association for outstanding landscape beautification activities. Only one award is given annually in this category statewide.

"Obviously we're pleased to receive the awards," said Dr. Timothy J. Kriewall, president of Wisconsin Lutheran College, "but that's not the reason for preserving the trees. We did it to be respectful of the beautiful community in which we are privileged to exist."

## Protecting Your Trees

Though protecting trees from construction damage can be costly, construction damage can be even more costly when you're left with dead and dying trees. Like WLC, take time before work begins to decide which trees you want to save. The remaining trees should be removed before construction starts. An arborist can help you decide which trees to save and how to protect them.

When deciding which trees to save it's important to evaluate their condition and location. Branch dieback, insect and disease problems, and small crown size are all signs that a tree is already stressed and has less chance to survive construction damage. Also, younger, smaller trees tend to have better survival rates, and some species are more tolerant of construction damage than others. Try to choose healthy, vigorous trees for preservation. You'll also want to talk with the builder about where grading will be done, supply stockpile locations, and where heavy equipment will operate. Being realistic about which trees have a chance to survive will help you avoid paying higher rates for dead or damaged tree removal after the construction is completed.

After you've chosen which trees to preserve, you need to physically protect them from damage. Soil compaction is the greatest cause of mortality because it suffocates tree roots. Protecting the area around a tree where its roots grow—the root zone—is extremely important. The root zone is approximately the entire area under the extent of the trees branches, usually called the dripline. This method doesn't apply in forest situations though, because a tree's crown can be smaller due to competition. In this case, determine the root zone by measuring the tree's diameter at 4.5 ft above ground. For every inch in tree diameter, the root zone radius should extend 1.5 ft. For example, if a tree is 8" in diameter, its root zone radius should be 12 ft. ( $8 \times 1.5 = 12$ ). The best way to protect a tree is to

*continued on page 7*

3



Wisconsin Lutheran College President Timothy Kriewall (left) accepts the Wisconsin Arborist Association's Gold Leaf Award from John Gall (right) of Wachtel Tree Science & Service, Inc.

Photo by Wachtel Tree Science and Services



Retaining walls are used to maintain original grade and protect roots of mature trees.

Photo by Michael Bates, WDNR





## Tree City USA & Tree Line USA

Since 1976, Tree City USA has been a catalyst for community tree care and a powerful force for promoting urban forestry. This program, sponsored by the National Arbor Day Foundation and administered in Wisconsin by the Department of Natural Resources, provides communities with a tangible goal and national recognition for their community forestry efforts. Today, more than 3000 communities fly Tree City USA flags over areas that house over 93 million Americans. Wisconsin has more than 160 Tree City USAs, ranking it third in the nation!

At the heart of the Tree City USA program are four basic requirements. The community must have:

- a tree board or department
- an annual community forestry program backed by an expenditure of at least two dollars per capita for trees and tree care
- an annual Arbor Day proclamation and observance
- a tree care ordinance

Communities that have already achieved Tree City USA certification can strive for a Growth Award that recognizes efforts over and above the four standards. Typically about 25 Wisconsin communities achieve this commendation each year.

To learn how your community can become a Tree City USA, contact your DNR regional urban forestry coordinator (refer to contact information on the back cover of the newsletter) or visit the DNR Web site at [www.dnr.state.wi.us/org/land/forestry/uf/](http://www.dnr.state.wi.us/org/land/forestry/uf/). Applications are due **December 31st**.

The Tree Line USA program is also sponsored by NADF in cooperation with the National Association of State Foresters. This program recognizes public and private utilities across the nation that demonstrate practices that protect and enhance America's urban forests. For more information contact NADF [www.arborday.org/programs/treelineusa.cfm](http://www.arborday.org/programs/treelineusa.cfm).

### Town of Wescott

*continued from page 2*

wood and take it back to their permanent residences. Our oak wilt program is now focusing on this critical aspect of oak wilt control to limit spread of the disease to new areas. Oak wilt began with the firewood and so it will end as firewood. Let us hope this diseased firewood is NOT coming soon to an area near you!

Wescott now has a strong community forestry program based on education, incentive and good

communication between the forester, town officials and the public. Almost all forestry projects take place on private property, so good communication is essential. We hold public meetings to get feedback on the town's forestry projects and provide quarterly and annual reports on the program. These meetings and reports have greatly increased familiarity and support for the forestry program by the public and elected officials. In 2005 community residents were mailed a survey to provide input for Wescott's comprehensive plan. Residents were overwhelmingly in support of woodland preservation and increasing the amount of forestland in the community.

Several years ago, Wescott started a program to plant trees on private property in an effort to diversify the community forest and reduce our susceptibility to

diseases such as oak wilt. Every spring the town offers free trees and planting tips to neighborhoods hit hard by oak wilt. Planting assistance is offered to those property owners who need it and tree protectors are provided for areas where wildlife may threaten tree survival. This program has dramatically increased public support for our forestry program, especially among our low-income and elder community members.

This widespread public support has made it possible for additional projects to develop. Wescott now holds public workshops for education about proper tree care. When gypsy moth became a problem in the area, we were able to deal with it quickly and effectively. The forestry program also oversees right-of-way maintenance to remove hazard trees and works to protect wild lupine and other plants in the pine barrens plant community. Because oak wilt and other forest health issues easily cross township borders, Wescott has developed partnerships with the towns of Washington and Belle Plaine to expand community forestry services available to the public.

Presently, we are working on a significant project that will impact the future of our community. In addition to the firewood campaign, the Town of Wescott is developing an oak wilt workshop for forestry professionals. This workshop will cover the technical aspects of oak wilt, but will have a strong focus on the community aspects of disease control: how to motivate a community to control oak wilt, how to enforce an ordinance, effective methods of outreach and education, and the importance of a firewood campaign. This oak wilt workshop will enhance our community's forests for years to come.



*Photo by Town of Wescott*

*Melissa Salter, Town Forester, takes inventory of a Wescott harvest.*

# Emerald Ash Borer Update

by Laura Wyatt, Urban Forestry Communication Specialist  
DNR Division of Forestry

Even though emerald ash borer has not been discovered in Wisconsin, state agencies have been actively preparing for its impending arrival. The Department of Agriculture, Trade and Consumer Protection has recently launched a new EAB Web site at [www.datcp.state.wi.us/arm/environment/insects/emerald-ash-borer/index.jsp](http://www.datcp.state.wi.us/arm/environment/insects/emerald-ash-borer/index.jsp). The site is an excellent portal to statewide information and contains Wisconsin's official EAB Response Plan. The 38-page document outlines how DATCP, along with partner agencies, will handle a positive EAB find. A summary of the plan and PowerPoint presentation are also available.

The Department of Natural Resources has been actively looking for EAB since 2004 through visual and detection-tree surveys while also collecting baseline data on the current health status of Wisconsin's ash resource. The 2004 and 2005 surveys found the ash resource in Wisconsin to be healthy overall, with no EAB infestations detected. Results from the 2006 surveys have not been released. For additional information on DNR survey work, visit <http://dnr.wi.gov/org/land/Forestry/FH/Ash/eab-surveys.htm>.

Recently DATCP announced an aggressive, proactive plan using detection trees to survey for EAB beginning in early October. Survey teams will begin work in 17 Wisconsin counties considered high risk because of their proximity to an EAB infestation in neighboring states, high tourist traffic or concentration of firewood operations using ash. For a copy of the DATCP news release announcing the survey, visit [www.datcp.state.wi.us/press\\_release/result.jsp?prid=1874](http://www.datcp.state.wi.us/press_release/result.jsp?prid=1874). Communities with questions regarding the survey may contact Adrian Barta, DATCP EAB coordinator, 608-224-4592 or [Adrian.Barta@datcp.state.wi.us](mailto:Adrian.Barta@datcp.state.wi.us).

## ***EAB South of the Border***

According to the Illinois Department of Agriculture, Governor Rod R. Blagojevich's Management and Science Advisory Panel has recommended the removal of ash trees within approximately two square miles of the rural area east of Lily Lake in Kane County where EAB was first discovered in Illinois.

More than 2800 ash trees are located in the area targeted for tree removal, including approximately 1700 on private property and public rights-of-way. Another 1120 are located in 60 acres of heavily forested area. About 150 ash trees are currently believed to be infested.



Photo by WDNR

*EAB detection tree.*

Before the tree cutting begins in Illinois, the panel has requested additional evidence the infestation is confined by conducting a more intensive survey to verify the infestation's so-called footprint. This survey would involve 260 ash trees—or five per square mile—around the perimeter of the removal area. Thus far, primarily visual inspections have been used to identify infested trees. However, beetle larvae can infest a tree several years before it shows visible signs of distress, so the advisory panel has instructed the Illinois Department of Agriculture to perform the more reliable bark-peeling survey, which exposes the larvae in an infested tree.

No recommendations have been made concerning EAB infestations found in Cook County, Illinois, because the severity of the infestations has not been determined. A survey to identify infested trees in northern Cook County did not begin until after July 13 when the presence of the beetle was confirmed in Wilmette and the survey was expanded after subsequent finds in Evanston and Winnetka.

The federal government is providing Illinois with \$7.6 million in emergency funding to help stop the spread of EAB. The federal money will be used to conduct a survey of trees in counties in northeastern Illinois, as well as areas in Wisconsin near the Illinois border. The funding will also pay for public education/awareness campaigns. The United States Department of Agriculture has dedicated \$101 million since 2003 to programs nationwide designed to eradicate EAB. ✪

**Community Tree Profile:****Shantung Maple,  
Purpleblow Maple  
(*Acer truncatum*)**

by Laura G. Jull  
Dept. of Horticulture  
University of Wisconsin–Madison



Photo by Ed Haselkus,  
Professor Emeritus, UW–Madison



Shantung  
maple foliage

**Native To:** Northern China, Russia, Korea and Japan

**Mature Height:** 20–30'

**Spread:** 20–30'

**Form:** Broad-rounded, dense, symmetrical; branches low to the ground; short trunk to multi-stemmed.

**Growth Rate:** Slow to moderate

**Foliage:** Opposite, simple, star-shaped leaves; 3–5" across; palmately lobed, its 5–7 lobes are triangular to ovate, pointed with no teeth but come to a long tip; truncate leaf base (straight across or squared off); petioles contain milky sap. Young leaves are purplish, later turning glossy olive-green.

**Buds and Stems:** Stems are brownish gray, glabrous with a few lenticels; buds are reddish brown, plump, 4-sided, imbricate.

**Fall Color:** Showy, yellow–orange to purplish in late fall.

**Flowers:** Not showy, insignificant; upright, 3" yellowish green corymbs on slender stems in mid-spring.

**Fruit:** Double samara (schizocarp), green turning tan; matures late summer to fall; samara wings spread at 90° angle.

**Bark:** Grayish tan, rough, fissured, somewhat corky.

**Site Requirements:** Adaptable to a wide range of soils and pH. Prefers full sun and moist, well-drained soil though is drought and heat tolerant; urban and air pollution tolerant; moderate salt tolerance.

**Hardiness Zone:** 3b–7a; hardiness is provenance (seed source) specific.

**Insect & Disease Problems:** None serious, but can get verticillium wilt, as it is a maple. It is scorch resistant.

**Suggested Applications:** Shantung maple is an excellent small-sized tree with a number of landscape uses. It requires less space than larger shade trees, is urban tolerant, suitable to commercial and residential landscapes and makes a nice street or urban tree in areas where its low branches will not be an obstruction. Dense branches can provide screening of unsightly views. Shantung maple also can function as



Photo by Laura Jull, Professor, UW–Madison

Shantung maple

a specimen plant in a landscape and can be grown in large containers and above-ground planters.

**Limitations:** Harder to find in nurseries. Turfgrass does not grow well in shade of Shantung maple. Develops multiple leaders and requires clearance pruning if used as a street tree.

**Comments:** Shantung maple is an underused, urban tolerant, small-sized tree suitable for the urban and residential environments. Its soil and pH adaptability make this tree suitable for planting in Wisconsin. Excellent alternative to hedge maple (*Acer campestre*) and the invasive Amur maple (*Acer tataricum* subsp. *ginnala*), as Shantung maple is more cold hardy and not reported to be invasive.

**Common Cultivars, Hybrids or Selections:**

‘Satisfaction’: from McKay Nursery; hybrid between Shantung and Norway maples; 30–35' tall, 25–35' wide; very late purplish orange to greenish fall color, hardy to zone 4b

‘Keithsform’: Norwegian Sunset® maple, hybrid between Shantung and Norway maples; upright, oval form, good branching, uniform canopy; glossy, dark green leaves, late yellow fall color; 35–45' tall, 25–35' wide; heat and drought tolerant, hardy to zone 5b

‘Warrenred’: Pacific Sunset® maple, hybrid between Shantung and Norway maples; upright, oval to spreading form, finer branch structure; 30–40' tall, 25–35' wide; glossy leaves, late yellow to orange–red fall color; heat and drought tolerant, hardy to zone 5a

**References:**

- Manual of Woody Landscape Plants: Their Identification, Ornamental Characteristics, Culture, Propagation and Uses*, 5th ed., 1998, by M.A. Dirr, Stipes Publishing, Champaign, IL.
- Maples of the World*, 1994, by D.M. van Gelderen, P.C. de Jong, and H.J. Oterdoom, Timber Press, Portland, OR.
- North American Landscape Trees*, 1996, by A.L. Jacobson, Ten Speed Press, Berkeley, CA.
- Street Tree Factsheets*, 1993, by Henry D. Gerhold, Willet N. Wandell and Norman L. Lacasse (eds.), Penn State University, University Park, PA.
- The Right Tree Handbook*, 1991, by Harold Pellett, Nancy Rose and Mervin Eisel, University of Minnesota Extension Service, St. Paul, MN.
- Trees for Urban and Suburban Landscapes*, 1997, by E.F. Gilman, Delmar Publishers, Albany, NY. 🌿



# Urban Forestry Council Seeks Award Nominations

by Laura Wyatt, Urban Forestry Communication Specialist  
DNR Division of Forestry

Fall is the natural time of year to pause and give thanks for those individuals and groups who have made a significant contribution to community tree programs or projects. The Wisconsin Urban Forestry Council would like to recognize these contributions through its annual awards given to outstanding individuals, organizations and communities who have furthered urban forestry in Wisconsin. The awards are announced each year in February at the Wisconsin Urban Forestry Conference. The four award categories are:

**Distinguished Service** – recognizes individuals for their outstanding contributions to urban forestry in Wisconsin

**Project Partnership** – recognizes outstanding projects that have developed new partnerships in urban forestry

**Long Term Partnership** – recognizes the work of groups that have established long-term working partnerships for new means of providing service to the urban forest

**Innovations in Urban Forestry** – awarded by the council to recognize a community, individual, association or organization exhibiting outstanding innovations in the development and enhancement of their urban forestry projects or programs. This award recognizes the creativity, commitment and success of urban forestry efforts. Through these innovations, the betterment of the urban forest, its value and benefits have resulted within the community and for its residents.

The nomination process is easy and should include:

- the award category
- name(s), address(es), and phone number(s) of the individual(s)/organization(s) being nominated
- project name, if applicable
- name(s), address(es), and phone number(s) of person(s) to be contacted regarding the nomination
- description of the merits of the nominee or the achievements of the project or partnership. Include the goals/objectives of the project and detail the outcome or impact the action had on the community. Why do you believe this nominee is deserving of the award? Feel free to attach any supporting documents (news clippings, photos, letters, etc.) that strengthen the nomination.

Nominations are due by **December 15** and should be sent to the Wisconsin Urban Forestry Council, PO Box 7921, Madison, WI 53707, or can be e-mailed to [Richard.Rideout@dnr.state.wi.us](mailto:Richard.Rideout@dnr.state.wi.us). For additional information contact Laura Wyatt, 608-267-0568. 🌿

---

## Protecting Trees during Construction

*continued from page 3*

prohibit any disturbance of the root zone.

Erect a fence around the root zone and use signs to prohibit entrance. If the area near the tree will be graded, a retaining wall can be used to keep the root zone at the original grade. If utilities must be installed within a tree's root zone, tunneling should be used rather than trenching. Tunneling can greatly reduce root loss. Avoid trenching and excavating during hot, dry weather. Cover any exposed roots with soil or mulch as soon as possible to prevent drying. Use alternatives to concrete such as brick, stone or gravel when building walkways in the root zone. These materials will allow water and oxygen to penetrate the soil.

Protecting the root zone is one of the most important steps you can take to preserve a tree during construction, but there are many other actions that will also help. For more suggestions on preserving trees during construction check out the resource links on the DNR Urban and Community Forestry Web page, <http://dnr.wi.gov/org/land/forestry/UF/resources/>. Or take a look at the tips on the International Society of Arboriculture site at [www.treesaregood.com/](http://www.treesaregood.com/). 🌿

---

## What Damaged This Tree?



Photo by Cindy Casey, WDNR

Turn to page 15 to find out. . .

## Joe Wilson Reappointed Chair of NUCFAC

by Laura Wyatt, Urban Forestry Communication Specialist  
DNR Division of Forestry

Joseph "Joe" Wilson, executive director of Greening Milwaukee, has been reappointed chair of the USDA's National Urban and Community Forestry Advisory Council. The announcement was made by USDA Agriculture Secretary Mike Johanns and included the appointment of four new members.

The four new members appointed to the 15-member council are Carl Nordstrom, executive director, New Jersey Nursery & Landscape Association, Lawrenceville, NJ; Dan Lambe, vice president, programs, National Arbor Day Foundation, Lincoln, NE; Stephen Shurtz, landscape and forestry manager, City of Baton Rouge, LA; and James Kielbaso, professor emeritus, urban forestry, Okemos, MI. Brenda M. Allen, associate professor and extension specialist, urban forestry, Auburn University, Tuskegee, AL, was reappointed to a second term.

Established under the Cooperative Forestry Assistance Act of 1978, the council advises the secretary on the care and management of trees, forests and related natural resources in urban and community settings throughout the nation. In addition, the council makes recommendations to the USDA Forest Service's Urban and Community Forestry Program on competitive cost-share grants that advance the science



Photo by Greening Milwaukee

Joe Wilson, chair of the National Urban and Community Forestry Advisory Council

and practice of urban forestry. Members of the council serve without compensation and dedicate approximately 100 hours each year.

For more information on NUCFAC, visit [www.treelink.org/nucfac/](http://www.treelink.org/nucfac/) and [www.fs.fed.us/ucf/](http://www.fs.fed.us/ucf/).

## Coming Events

**November 29, 2006 – Wisconsin Urban Forestry Council Quarterly Meeting**, Madison, WI. Contact Laura Wyatt, 608-267-0568 or [Laura.Wyatt@dnr.state.wi.us](mailto:Laura.Wyatt@dnr.state.wi.us).

**December 3–6, 2006 – 2006 American Society of Consulting Arborists Annual Conference**, Silverado Country Club & Resort, Napa, CA. Contact ASCA, 301-947-0483 or [asca@mgmtsol.com](mailto:asca@mgmtsol.com) or [www.asca-consultants.org/conferences.html](http://www.asca-consultants.org/conferences.html).

**December 13–14, 2006 – Midwest Invasive Plant Symposium**, Hyatt Regency Hotel, Milwaukee, WI. For more information go to [www.ncwss.org](http://www.ncwss.org), click on "Annual Meeting," then click on "Invasive Plant Symposium and Workshop" or contact Kelly Kearns, WI DNR, 608-267-5066, [kearns@dnr.state.wi.us](mailto:kearns@dnr.state.wi.us).

**January 9–10, 2007 – Wisconsin Turfgrass and Greenscape Expo**, Marriott Madison West, Madison, WI. Contact 608-845-6895.

**January 10, 2007 – Wisconsin Nursery Association Winter Workshop**, Country Springs Hotel & Water Park, Waukesha, WI. Contact 414-529-4705.

**January 17–19, 2007 – Mid-Am Trade Show**, McCormick Place, Chicago, IL. Contact [www.midam.org](http://www.midam.org).

**February 4–6, 2007 – DNR/WAA Annual Urban Forestry Conference and Trade Show**, Regency Suites & KI Convention Center, Green Bay, WI. Contact Josh DePouw, 920-562-0282 or [jdepouw@new.rr.com](mailto:jdepouw@new.rr.com).

**February 20–23, 2007 – 2007 American Society of Consulting Arborists Consulting Academy**, Hyatt Regency Hotel, Sacramento, CA. Contact ASCA, 301-947-0483, [asca@mgmtsol.com](mailto:asca@mgmtsol.com) or [www.asca-consultants.org/conferences.html](http://www.asca-consultants.org/conferences.html).





# Fall Webworm

by Linda Williams, Forest Health Specialist  
DNR Northeast Region

Fall webworm (*Hyphantria cunea*) is one of our native caterpillars that creates a web in the branches of trees. It encloses leaves and branches within its web, creating a large, showy web nest. It feeds on the leaves that are enclosed within the webbing and simply adds more webbing when it needs more leaves to feed on. Fall webworm defoliation occurs late in the summer. Little real damage is done to the tree since the tree has already produced most of its sugars by the time fall webworm begins feeding. Fall webworm prefers to feed on cherry trees in this area and can commonly be seen in wild cherry along roadsides, but they can feed on many other hardwood species as well.

This caterpillar is often mistakenly called eastern tent caterpillar and is sometimes confused with several other caterpillars, including gypsy moth, which does not create a web nest. When attempting to identify a web nest in a tree, you should consider the time of the year the nest is present. In the Lake States, webs in the spring are often created by eastern tent caterpillar, mid-summer webs are usually ugly nest caterpillar, and webs in the fall are most likely fall webworm. There are a few other insects that create webbing in trees, so look closely at the caterpillar that created it.

Fall webworm is a pale yellow-colored caterpillar with a darker head, black dots along the back and lots of pale long hairs.

Although the web nests can be ugly, the damage is insignificant so any control measures should be equally benign. Many homeowners want to prune out the webbed branches and destroy them, but insects are not going to kill these sections so there's no reason to prune them out. If you don't like the look of the web nests you can pull them down or tear them apart with a rake or other garden tool.

You can also use an insecticide to spray the webs in the summer when the caterpillars are young and their webs are still small. The caterpillar-specific insecticide containing *Bacillus thuringiensis* (Bt) and often sold as Dipel or Thuricide is an effective pesticide. ♣



Fall webworm caterpillars create large messy web nests in trees during late summer and early fall.

Photo by Linda Williams, WDNR

**March 7–8, 2007 – International Symposium on Trees and Lightning**, Fort Lauderdale, FL. Contact Florida Chapter ISA at [FloridaISA@aol.com](mailto:FloridaISA@aol.com).

**March 20, 2007 – Hazard Trees Workshop**, Milwaukee County Zoo, Milwaukee, WI. Contact National Arbor Day Foundation, 402-474-5655 or [conferences@arborday.org](mailto:conferences@arborday.org) or [www.arborday.org/programs/conferences/communityforestry/](http://www.arborday.org/programs/conferences/communityforestry/).

**March 21, 2007 – Trees, People and the Law Seminar**, Milwaukee County Zoo, Milwaukee, WI. Contact National Arbor Day Foundation, 402-474-5655 or [conferences@arborday.org](mailto:conferences@arborday.org) or [www.arborday.org/programs/conferences/communityforestry/](http://www.arborday.org/programs/conferences/communityforestry/).

**April 16–18, 2007 – Trees & Utilities National Conference**, Tuscany Suites & Casino, Las Vegas, NV. Contact National Arbor Day Foundation, 402-

474-5655 or [conferences@arborday.org](mailto:conferences@arborday.org), or [www.arborday.org/programs/conferences/communityforestry/](http://www.arborday.org/programs/conferences/communityforestry/).

**May 14–16, 2007 – New Strategies for Urban Natural Resources: Integrating Wildlife, Fisheries, Forestry, and Planning**, Chicago, IL. Contact [www.informalearning.com/Wildlife](http://www.informalearning.com/Wildlife).

**June 18–20, 2007 – Urban Wildlife Management National Conference**, World Forestry Center, Portland, OR. Contact National Arbor Day Foundation, 402-474-5655 or [conferences@arborday.org](mailto:conferences@arborday.org), or [www.arborday.org/programs/conferences/communityforestry/](http://www.arborday.org/programs/conferences/communityforestry/).

**July 28–August 1, 2007 – International Society of Arboriculture Annual Conference & Trade Show**, Honolulu, HI. Contact ISA, [www.isa-arbor.com/conference/](http://www.isa-arbor.com/conference/). ♣

If there is a meeting, conference, workshop or other event you would like listed here, please contact Dick Rideout at 608-267-0843 with the information.

## *On to the Future*

by Ken Ottman, Chair  
Wisconsin Urban Forestry Council

It is an honor and privilege to serve as chair of the Wisconsin Urban Forestry Council. As a first order of business I would like to thank our past chair, Dave Liska, for his time and effort in guiding the council. Under his leadership we participated in the first Governor's Conference on Forestry, saw the inclusion of an urban forestry component in the Learning, Experiences & Activities in Forestry school curriculum (LEAF), accepted a leadership role in developing BMPs for exotic invasive plants and hosted a "treemendously" successful Tree City USA and Tree Line USA reception and banquet. Thanks, Dave, for your leadership and dedication to our industry.

Now, on to the future. Recently, members of the WUFC, DNR Urban Forestry staff, and the DNR Forestry Leadership Team combined to define key issues facing the council over the next several years. The following key issues are the backbone of the council's work plan for the foreseeable future.

### *Awareness*

- **Elected officials and public works staff generally do not recognize or understand the benefit of the environmental, economic and social services provided to their communities by their urban forests.** Trees continue to be viewed as an amenity rather than green infrastructure that provide environmental services such as stormwater management and air cleansing.
- **Lack of understanding regarding the care and management required to maintain a healthy urban forest.** Without public understanding of the needs for tree care, there is no demand on elected officials to support urban forestry programs.
- **There is no systematic plan to address the above two issues.** Awareness efforts are disjointed and uncoordinated so there is no unified message from green organizations.
- **Lack of communication among organizations/businesses involved with urban forestry issues.** The synergism resulting from partnerships is not fully exploited.

### *Advocacy and Program Support*

- **Federal, state and local urban forestry programs are understaffed and underfunded.** The federal urban forestry budget has been cut 25% over the last three years. Wisconsin's program is using its federal funds to hire seven half-time staff, because there is no support for hiring full-time staff. Wisconsin's Urban

Forestry Grant program currently funds only 66% of the grant applications and applications will substantially increase with the advent of emerald ash borer and proposed storm grant legislation.

- **There is no grass-roots support system for urban forestry in Wisconsin.** There are only two nonprofit organizations that focus on urban greening.
- **There are few partnerships in Wisconsin that expand urban forestry resources or the capacity to advocate for urban forestry beyond the DNR program.** Though there are some companies and organizations that have programs to support urban forestry activities, there are no strategic alliances.
- **The council is not effectively advocating for urban forestry in Wisconsin.**

### *Technical Support and Management*

- **There is insufficient research funding and staff supporting urban forestry at the UW system and UW Extension.** Without research and staff to disseminate it, urban forestry practice cannot advance.
- **There is no systematic method of continuously assessing the state's urban forest resource.** This prevents Wisconsin from developing resource-based objectives and performance measures for the state's urban forests, and from quantifying the value of the environmental, economic and social services provided by the urban forest.
- **Lack of the utilization of qualified professionals to maintain urban forests.** The majority of Wisconsin communities do not have the resources to hire professional urban forestry staff.
- **Need for urban forestry management tools for municipalities.** Already underfunded and understaffed municipal forestry programs lack technical tools.
- **Invasive species.** Invasive insects, diseases and plants are a continuing threat to the urban forest.
- **Emerald Ash Borer.** This insect has the potential for devastating all the urban forests in the state.

To address these issues, three task forces have been formed to flesh out specific actions to move the industry forward. These task forces are meeting with the goal of having a specific action plan completed by the end of November. We welcome any and all input into this process. If you wish to comment, please forward your thoughts to me by e-mail, [kottma@mpw.net](mailto:kottma@mpw.net), or to Laura Wyatt, Urban Forestry Council liaison, [Laura.Wyatt@dnr.state.wi.us](mailto:Laura.Wyatt@dnr.state.wi.us), 608-267-0568, or by mail to Laura Wyatt-FR/4, DNR, PO Box 7921, Madison, Wisconsin 53707.

I'll keep you posted on the plan and how you can help to move things forward. ♣



Ken Ottman,  
Council Chair

# The Wildlife Radio Network Call-in Show

by Ricky Lien, Urban Wildlife Specialist  
DNR Bureau of Wildlife Management

Wisconsin has 84 species of native mammals, about 265 commonly found birds, and 59 species and subspecies of amphibians and reptiles known to be indigenous to the state. In 1959, John T. Curtis wrote a book on the variety of Wisconsin plant communities and their vegetative makeup. And with all of these animals, plants and ecosystems there exists a mind-boggling number of possible human interactions including management, aesthetics, harvest, damage control, etc. I never know what's coming when my phone rings. Today I'll let you listen in on a couple of my favorites from the recent past and we'll see if there aren't some wildlife lessons to be learned.

### Call #1

Me: "Hello. Wildlife Management, this is Ricky."  
Caller: "I've got a problem with the birds outside my house."  
Me: "Okay, do you know what kind of birds they are?"  
Caller: "Not really, I just know they're loud."  
Me: "Okay, can you describe the problem they're causing?"  
Caller: "I told you, they're loud."  
Me: "But what problem are they causing that made you call me?"  
Caller: "They're loud! I want you to do something about the noise they make. They're waking me up in the morning and I want to sleep more."

Learning moment: Animals make noises for a variety of reasons—identification, warnings, mate attraction, territorial defense, etc. Short of removing the offending animal(s), there's not much we can do about it. And while a mob of crows or a flock of starlings can make quite a din, this particular caller described to me a more sedate occurrence that for many people wouldn't be a problem, rather it would be a source of enjoyment. But, as more and more people become urbanized this unfamiliarity with—if not downright annoyance at—nature sounds is becoming more common. The other day I had a call from a Milwaukee County supervisor who had a constituent complain to her about being awoken by coyotes howling. While it's not unusual to have people concerned with coyotes in their neighborhood, this constituent was simply upset because she didn't like the noise.

Aldo Leopold put it best, "The problem, then, is how to bring about a striving for harmony with land among a people many of whom have forgotten there is any such thing as land, among whom education and culture have become almost synonymous with

landlessness. This is the problem with 'conservation education.'"

### Call #2 (received during a very rainy spring day)


Me: "Hello. Wildlife Management, this is Ricky."  
Caller: "Hi. I live in Milwaukee and I've got a couple bats in my house and I want to know what to do about them."  
Me: "Sure. That's a common call we receive. It's usually not too hard to remove a couple bats from a house. More important is to figure out where the bats are getting into your house. You need to block that access point so that bats don't keep getting in."  
Caller: "Oh, I know where the bats are getting in at."  
Me: "You do?"  
Caller: "Oh yeah. I'm standing in my living room and I can look up and see the sky through a hole. I'm sure that's where they're coming in."  
Me (after a short pause): "You know, if you can stand in your living room during a rainstorm and see the sky above you, bats might not be your biggest problem."

### Call #3

Me: "Hello. Wildlife Management, this is Ricky."  
Caller: "Hi. I have a house in the country near Fredonia. I'm in the kitchen and there's a bat in the window and I want to know how to get rid of it."  
Me: "First things first, do you know how the bat got into the house?"  
Caller: "What do you mean?"  
Me: "Well, it probably won't be too hard to remove the bat from your house, but we need to know how it got in so that you can seal that entrance and make sure the bat won't come right back in."  
Caller: "You don't understand. The bat's not in the house."  
Me: "Huh? I thought you were calling because there was a bat in your kitchen window that you wanted to get rid of."  
Caller: "I am. But the bat is on the **outside** of my window."  
Me: "If the bat is outside your house, what's the problem?"  
Caller: "Well, it keeps following me with its eyes and it's freaking me out!"

Learning moment: I'm a bat advocate. I think they're cool and my family and I like to sit on the back porch and watch them zoom around. Heck, inside I'm cheering as I think about all the mosquitoes they're devouring. But bats are also the victims of bad press. Stories about vampires, fear of rabies and just a plain unusual appearance have all conspired to make bats a less than welcome visitor for a lot of people.

*continued on page 15*





# 2007 Arbor Day Poster Contest

“Trees are Terrific ... and forests are too!” is the theme for the 2007 Arbor Day Poster Contest for fifth-grade classrooms. The program, designed to increase student knowledge about the importance of tree diversity in their community, is supported by activities correlating with national science, social studies, geography and art standards.

The top three state winners, their parents and teachers will be invited to a special ceremony at the state capitol. Winners will receive plaques and savings bonds (First Place – \$100; Second Place – \$75; Third Place – \$50) and a tree will be planted at their school or in their community. Their teachers will be honored with books and a scholarship for a Learning, Experience & Activities in Forestry (LEAF) teacher’s

workshop. Finally, the state’s top twelve winning posters will be featured in the 2008 Arbor Day/Earth Day calendar! Wisconsin’s first-place poster will be forwarded to the national contest.

A packet containing current contest rules and activities has been mailed to all Wisconsin fifth-grade teachers and elementary school art teachers. Additional copies are available by contacting Bev Kaas at 608-267-7494 or [Beverly.Kaas@dnr.state.wi.us](mailto:Beverly.Kaas@dnr.state.wi.us).

The program is sponsored by the Department of Natural Resources Forestry Division, in cooperation with the National Arbor Day Foundation, Wisconsin Arborist Association, Wisconsin Nursery Association, LEAF and Toyota. ♻

## PEGSMOR: A Way of Thinking about Urban Forest Management

*continued from page 1*

### Growth

During this stage the tree is growing but has not yet reached sufficient height to produce its permanent branches. All branches on the tree at this point are temporary and will eventually be removed to achieve necessary clearance. The primary responsibilities during this stage are to develop a strong central leader (no double or multiple leaders) and to maintain adequate foliage on the temporary branches for photosynthesis—the energy-making process that will stimulate further height, diameter and root growth.

The Growth stage lasts about five to ten years for most trees. During this time, trees should be pruned every two to three years. This regular pruning is primarily to train a strong central leader and remove

dead and interfering branches. It is one of the most important—yet often overlooked—steps in establishing a healthy, long-lived tree. Regular watering and mulching are also important management activities during the Growth stage.

### Structure

The tree is now tall enough for the manager to select its permanent structural branches. This stage lasts about five to fifteen years, depending on species. Prune every five to seven years, establishing a good scaffold of branches, eliminating weak crotches and removing the temporary branches to provide clearance. Dead, defective and interfering branches should also be removed and, as for other management stages, adequate watering should be maintained.

### Mature

The tree develops its full crown dimensions during the Mature stage. This stage lasts about 20 to 60 years, depending on species. The tree remains in this stage until it begins to decline. Growth all but stops as the end of this stage nears. Trees in the Mature stage should be lightly pruned every seven to ten years, removing dead, interfering and weak branches.



Photo by Paul Wray, [www.forestryimages.org](http://www.forestryimages.org)

*Just entering the all-important Structure stage, this tree’s permanent branch framework will be determined by periodic pruning cuts made during the next 5 to 15 years.*

### PEGSMOR – Stages of Tree Development

*continued on page 14*

STAGE	MANAGEMENT GOAL
Plant	put tree in the ground
Establishment	root development–replacement
Growth	stem elongation to height of producing permanent branches
Structure	development of permanent branch framework
Mature	full crown development, including subordinate branches
Overmature	regular monitoring for safety
Replacement	an activity, not a stage

# The Idea Exchange...

compiled by Olivia Witthun, Urban Forestry Assistant  
DNR Northeast Region

## Eagle Scout Tree Project Packet

Janesville Eagle Scouts wishing to complete a community service project can contact the City of Janesville Parks Department. The city has compiled a packet containing an application and a list of possible projects. The work is dependent on the availability of equipment, supervisors, money and the like. Some of the possible projects include tree planting, tree transplanting, removing invasives, woodland establishment in city greenbelts, seed collection, trail surveys, landscaping and playground installation. The Scouts and the City of Janesville planted approximately 5000 trees this year alone! Their ongoing partnership provides countless benefits for the city and future generations. *Info: Cliff Englert, Janesville Parks Supervisor, 608- 755-3110, [englertc@ci.janesville.wi.us](mailto:englertc@ci.janesville.wi.us).*

## Heritage Tree to Be Utilized for Fine Furniture

The LaFollet Black Walnut Tree was listed as a Heritage Tree in Salem, Oregon. It traveled cross-country as a nut and was planted in the 1880s. Last fall, the tree was removed, but it will live on in memory and craftsmanship. The wood will be used to craft heirloom furniture, guitars and other items. About one-third of the wood will be set aside for furniture to be donated to Salem-area locations such as the Salem Conference Center. Residents were encouraged to plant nuts collected from the tree. *Info: [www.statesmanjournal.com/apps/pbcs.dll/article?AID=/20050830/NEWS/508300325/1001](http://www.statesmanjournal.com/apps/pbcs.dll/article?AID=/20050830/NEWS/508300325/1001).*


## Students Utilize Green Technology

A partnership between American Forests and Casey Trees Endowment Fund enables students to utilize GIS and *CITYgreen* for projects in their own communities. The project, called GreenTech Education Program, was piloted at five high schools last year. Students engage in work typically done by urban foresters, assessing current urban forestry conditions and modeling the potential effects of tree removals and plantings. Students then apply their findings to develop and implement a planting plan for their schoolyard. Students learn many new skills including tree identification and measurement, advanced technology use, landscape design, tree planting and tree maintenance. *Info: [www.caseytrees.org/programs/greentech.html](http://www.caseytrees.org/programs/greentech.html).*

## Rubber Sidewalks and Tree Roots

Eighty cities across the US are trying out rubber sidewalks. The rubber sidewalks offer a more peaceful coexistence between sidewalks and tree roots. As tree roots grow, cement sidewalks often crack from the pressure. Rubber sidewalk plates are more elastic, so instead of cracking, they stretch, and need to be replaced less often. Studies show they offer more traction for pedestrians. Additionally, they are made from recycled tires, reducing the amount in our landfills. The rubber plates are initially more expensive than concrete, but they last longer and are much easier and cheaper to fix. *Info: [http://seattlepi.nwsource.com/local/243444\\_ncenter05.html](http://seattlepi.nwsource.com/local/243444_ncenter05.html).* ❄

# 13



*Does your community or organization have an idea, project or information that may be beneficial to others? Please let your regional urban forestry coordinator know. We will print as many of these as we can. If you see ideas you like here, give the contact person a call. They may be able to help you in your urban forestry efforts.*

## Research Notes:

# Effects of Street Tree Shade on Asphalt Concrete Pavement Performance

by E. Gregory McPherson and Jules Muchnich

In an attempt to gauge the effect shade trees have on the timing for replacement of city streets, 48 street segments in Modesto, California, were paired into 24 high- and low-shade pairs. Field data were used to calculate a Pavement Condition Index (PCI) and a Tree Shade Index (TSI) for each street segment.

Based on statistical analysis, increased PCI was associated with greater TSI, which indicates that tree shade is partially responsible for reduced pavement fatigue and cracking.

An unshaded street segment required 6 slurry seals over 30 years, while an identical segment planted

with 12 crapemyrtles with crowns measuring 4.4 meters required 5 slurry seals. One segment with 6 Chinese hackberry trees with crowns measuring 13.7 meters required 2.5 slurry seals. The shade from the hackberries was projected to save \$7.13/m<sup>2</sup> over the 30-year period compared with the unshaded street.

USDA Forest Service, Pacific Southwest Research Station, Center for Urban Forest Research, One Shields Ave., University of California, Davis, CA 95616. ❄

**Reference:** *Journal of Arboriculture*, Vol.31, No.6, November 2005.

# Keeping in Touch: Urban Forestry Insider

The *Wisconsin Urban Forestry Insider* is an electronic newsletter intended as a quick networking tool for all people actively working in the area of urban and community forestry, especially in the state of Wisconsin. Items that cannot wait for our quarterly print newsletter, *Wisconsin Urban & Community Forests*, appear in the *Insider*. The *Insider* is produced biweekly by the Urban and Community Forestry program of the Wisconsin Department of Natural Resources, Madison, Wisconsin. Past issues are archived on the DNR urban forestry Web site, [www.dnr.state.wi.us/org/land/forestry/UF/resources/InsiderArchive.html](http://www.dnr.state.wi.us/org/land/forestry/UF/resources/InsiderArchive.html).

To subscribe to this electronic newsletter send an e-mail message to [imailsrv@dnr.listserv.wi.gov](mailto:imailsrv@dnr.listserv.wi.gov). Leave the subject line blank and in the body of the message, type: subscribe uf-insider Firstname\_Lastname

The system will take your e-mail address from your subscription message. New subscribers who have e-mail filters or who need to unblock a sender may need to contact their system administrator if the *Insider* is not arriving from DNR. The subscriber needs to accept messages from [dnr.listserv.wi.gov](mailto:dnr.listserv.wi.gov).

To unsubscribe, send an e-mail to [imailsrv@dnr.listserv.wi.gov](mailto:imailsrv@dnr.listserv.wi.gov). Leave the subject line blank and in the body of the message, type: unsubscribe uf-insider, followed by the e-mail address you originally used to subscribe.

If you encounter technical problems, you may contact Chris Zenchenko, DNR, at 608-267-3543 or at [Christopher.Zenchenko@dnr.state.wi.us](mailto:Christopher.Zenchenko@dnr.state.wi.us).

## PEGSMOR

*continued from page 12*

### Overmature

When a tree is declining faster than it is growing, it is said to be overmature. Branch or crown dieback may be occurring. Decay may advance in the permanent branches, trunk and roots. A tree may remain in this stage for 10 to 20 years or more. Because Overmature trees have high potential for failure and the greatest risk of causing damage when they do fail, they should be inspected for safety at least once every three years. Trees with known defects should be monitored more frequently. At this stage, pruning is generally confined to removing or stabilizing dead, dying, decayed or otherwise defective large branches.

### Replacement

This is an action rather than a stage of development. Once the tree has declined to the point of being totally unsound or without viable structure, the manager must remove the tree, grind the stump, replace soil if necessary and plant a new tree.

### Scheduling Maintenance with PEGSMOR

Ideally, data about the developmental stage of individual trees are gathered during an inventory. Maintenance work can be organized and scheduled by these stages. Trees in the Establishment, Growth and Structure stages can be handled with minimal equipment (pickup truck, step ladder, hand tools). A two-person crew can do about 60 Establishment and/or Growth trees or about 20 Structure trees per day. Mature, Overmature and Replacement (removal) trees usually require heavy equipment (bucket trucks, chainsaws, stump grinders, etc.) and crews can do two to four trees per day.

***The single most important stage is the Structure stage!*** If a tree could only be pruned once in its life, it would be during this stage. The future of the urban forest depends on developing trees with sound structure. Many of the problems faced by municipal tree managers today could have been avoided had the current Mature and Overmature trees been properly pruned during their Structure stage.

### PEGSMOR – Pruning Objectives

STAGE	PRUNING PRIORITY	PRUNING SCHEDULE
P	broken/dead branches only	one time
E	broken/dead/dying/interfering branches only	one time
G	establish leader	every 2–3 years
S	select permanent branches	every 5–7 years
M	dead, weak, defective branches	every 7–10 years
O	monitor and correct safety problems	at least once every 3 years



## Urban Forestry Resources:

# Starting a Community Tree Program

compiled by Cindy Casey, Urban Forestry Coordinator  
DNR West Central Region

Though trees are the basis for municipal forestry programs, successful programs are not just about planting trees. What else is involved, who does the work, how do you make it happen? A number of electronic and print resources are available to interested citizens, municipal staff and administrators, and others wondering how to begin and sustain a community tree program. Here are a few to try:

📖 & 📖 *Urban and Community Forestry: A Practical Guide to Sustainability* –

[www.arboday.org/programs/ucf/](http://www.arboday.org/programs/ucf/)

- available on National Arbor Day Foundation's Web site for free download in both English and Spanish; also available in hard copy for \$9.95

📖 *Technical Guide to Urban and Community Forestry* – <http://na.fs.fed.us/spfo/pubs/uf/techguide/toc.htm>

- an older but still very useful on-line guide from the USDA Forest Service

📖 *Handbook for Tree Board Members* – [www.arboday.org](http://www.arboday.org)

- an excellent guide from National Arbor Day Foundation intended for motivated citizen volunteers; available only in hard copy for \$2.95

📖 *What City Foresters Do* – [www.arboday.org/programs/treecitybulletinsbrowse.cfm](http://www.arboday.org/programs/treecitybulletinsbrowse.cfm)

- one in the series of easy-to-read Tree City USA bulletins (no. 12), the unique perspective in this one nicely complements some of the other resources listed; available only in hard copy for \$3.00

📖 *Community Tree Planting Guide* –

[www.na.fs.fed.us/spfo/pubs/uf/treeguide/toc.pdf](http://www.na.fs.fed.us/spfo/pubs/uf/treeguide/toc.pdf)

- in spite of its name, this Tree Trust guide isn't just about planting, though it does contain helpful chapters about planning tree planting projects and celebrations; other essential program topics are included. 🌿

# 15



## Radio Network Call-in Show

continued from page 11

While Wisconsin law allows you to trap or shoot any bat causing a problem on your property (as long as it's not the endangered Indiana bat), if you end up with a bat in your house it's not that hard to evict it in a manner that's safe for you and doesn't harm the bat. The DNR Web site, <http://dnr.wi.gov/org/land/er/publications/bats/bats.htm>, has excellent information on dealing with bats in your house, identifying bats and even how to make your own bat house. And be warned, if you harm a bat you forfeit all rights to complain about mosquitoes ever again!

### Call #4

Me: "Hello. Wildlife Management, this is Ricky."

Caller: "Yeah, are you that guy who works with cities and towns that have deer problems?"

Me: "Yeah, that's me."

Caller: "Well I think I've come up with something to help you out. You see, I used to work in the army and now I'm an electrician. I've combined those two things and have come up with a way to solve urban deer problems."

Me: "Okay, tell me about it."

Caller: "I think I can build a platform that is hooked to an electric current. We can put bait in the middle of the platform and when the deer jump onto it they'll get electrocuted. Simple!"

Learning moment: Animals die, and I wrote a previous article dealing with just that subject. While I don't shy away from it, when people are directly responsible for an animal's death my expectation is that it be done humanely and with respect. The American Veterinary Medical Association published a report on animal euthanasia. It's pretty heavy reading, but they do list what methods of euthanasia are acceptable for free-ranging wildlife. Thankfully, electrocution isn't one of them. 🌿

## What Damaged This Tree?

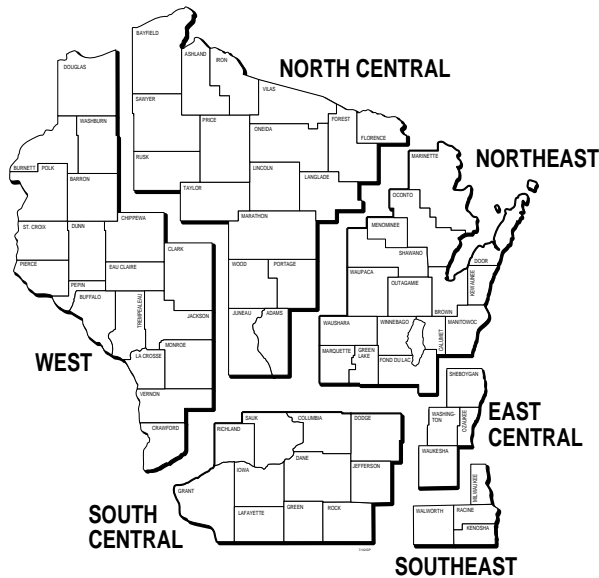


Photo by Cindy Casey, WDNR

Deep mulch, reportedly as much as 12 inches, combined with lack of irrigation and challenging soil conditions contributed to abnormal root development in this highway wayside tree.

Do you have pictures of tree damage others ought to know about? Send them to Kim Sebastian (address on page 16) and we'll print them here!

## Wisconsin DNR Urban and Community Forestry Contacts



World Wide Web Site: [www.dnr.state.wi.us/org/land/forestry/uf/](http://www.dnr.state.wi.us/org/land/forestry/uf/)

### West

Cindy Casey  
Regional Urban Forestry Coord.  
1300 West Clairemont Ave.  
Box 4001  
Eau Claire, WI 54702  
Phone: (715) 839-1606  
Fax: (715) 839-6076  
e-mail: [Cynthia.Casey-Widstrand@dnr.state.wi.us](mailto:Cynthia.Casey-Widstrand@dnr.state.wi.us)

### North Central

Don Kissinger  
Regional Urban Forestry Coord.  
5301 Rib Mountain Drive  
Wausau, WI 54401  
Phone: (715) 359-5793  
Fax: (715) 355-5253  
e-mail: [Don.Kissinger@dnr.state.wi.us](mailto:Don.Kissinger@dnr.state.wi.us)

### South Central

Jeff Roe  
Regional Urban Forestry Coord.  
3911 Fish Hatchery Road  
Fitchburg, WI 53711  
Phone: (608) 275-3256  
Fax: (608) 275-3338  
e-mail: [Jeffrey.Roe@dnr.state.wi.us](mailto:Jeffrey.Roe@dnr.state.wi.us)

### State Coordinator

Dick Rideout  
State Urban Forestry Coord.  
101 S. Webster St.  
PO Box 7921  
Madison, WI 53707  
Phone: (608) 267-0843  
Fax: (608) 266-8576  
e-mail: [Richard.Rideout@dnr.state.wi.us](mailto:Richard.Rideout@dnr.state.wi.us)

### Northeast

Tracy Salisbury  
Regional Urban Forestry Coord.  
2984 Shawano Ave.  
PO Box 10448  
Green Bay, WI 54307-0448  
Phone: (920) 662-5450  
Fax: (920) 662-5413  
e-mail: [Tracy.Salisbury@dnr.state.wi.us](mailto:Tracy.Salisbury@dnr.state.wi.us)

### Southeast and East Central

Kim Sebastian  
Regional Urban Forestry Coord.  
2300 N. Martin Luther King Jr. Dr.  
Milwaukee, WI 53212  
Phone: (414) 263-8602  
Fax: (414) 263-8661  
e-mail: [Kim.Sebastian@dnr.state.wi.us](mailto:Kim.Sebastian@dnr.state.wi.us)



P.O. Box 7921, Madison WI 53707

Address Service requested

Presorted Standard  
U.S. Postage  
Paid  
Madison, WI  
Permit 906

Urban forestry is the care and management of single trees and tree populations in urban settings for the purpose of improving the urban environment. Urban forestry advocates the role of trees as a critical part of the urban infrastructure. Urban foresters plant and maintain trees, support appropriate tree and forest preservation, conduct research and promote the many benefits trees provide. Urban forestry is practiced by municipal and commercial arborists, municipal and utility foresters

FIGURES 1 Urban forest stakeholders and actors 2 Urban forest governance arrangement types 3 What makes a great place? 4 The planning“design“management continuum 5 Dimensions of urban forest design 6 The urban forest management cycle.

BOXES 1 Elevating urban forests to the strategic level 2 Uniting governance in a common vision 3 Inclusive neighbourhood green plans 4 Building capacity to manage urban forests 5 Transforming spaces into places 6 Participation in the Minneapolis urban forest policy 7 Green Vancouver 8 The green infrastructure plan of Barcelona, Spain 9 Ghana“™s national urban poli